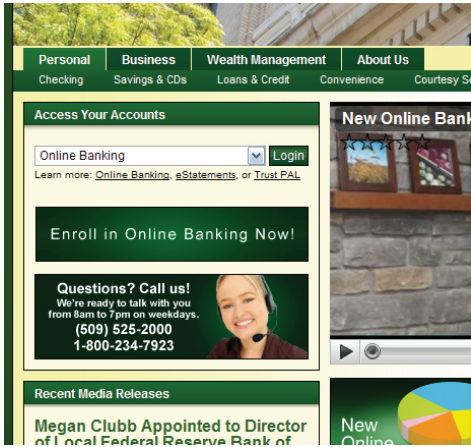


Online Banking

With Online Banking, it's convenience and simplicity at your fingertips. You'll have secure, 24-hour access to check account balances, see which checks have cleared, and transfer funds. You can even pay all your bills from one simple site!

Register for Online Banking



1 Go to www.bakerboyer.com and click on **Enroll in Online Banking Now.**

2 Complete the Internet Banking Registration Form.



Online Banking Registration

Need Help? Phone (509) 525-2000 for Walla Walla Residents or Phone 1 (800) 234-7923 for all other residents or email info@bakerboyer.com

1 Enter Your Data 2 Confirm

Please provide the information below and click Continue. All information is required unless indicated.

Account Holder Personal Information

Name: Title First Name MI Last Name Suffix
Mr.

Social Security Number: Please enter without spaces or dashes (e.g., 123456789)

Driver's License Number: Driver's License State:

Mother's Maiden Name:

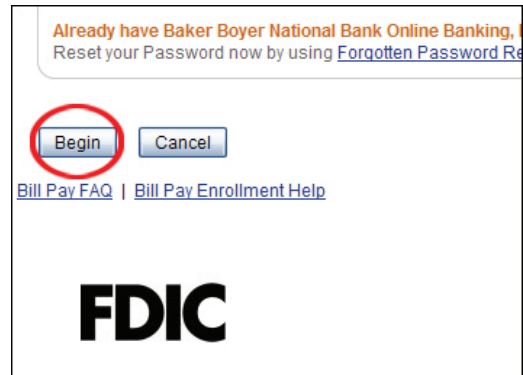
Address: Street

City State Zip Code

Country Foreign Postal Code

Phone: Home Home does not receive
Work Work does not receive
Other

1. Click **Begin** to start the registration



2. Complete the form and press **Continue** (Make a note of your temporary Login ID and password)

3. Review the form and press **Continue**

4. You will receive an e-mail confirming your registration.

3 Start using Online Banking!

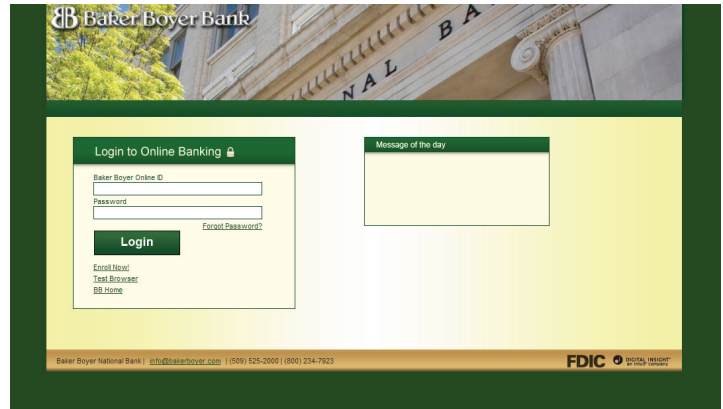
Within 1-2 days you will receive an email that your On Line Banking service is ready.

Go to www.bakerboyer.com and log in to Internet Banking with your temporary User ID and password.

Follow the prompts to choose a User ID that is easy for you to remember and to set your password.

Check your Balance

1
Go to www.bakerboyer.com
and log into Online Banking.



2
If you're not already there, click on the **Account Access** tab to see a list of all your accounts and their corresponding balances.

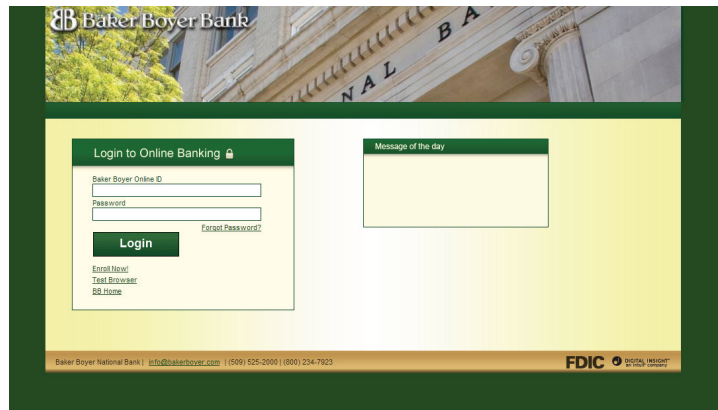
3
Click an account name to view a complete list of transactions within the last 90 days.

Deposit Accounts					How do I sort?
Account Name	Account Number	Account Type	Account Balance	**Available Balance	
Savings-Individual	■■■■■	Savings	■■■■■	■■■■■	View Recent Transactions
eSolutions Pay your bills	■■■■■	Checking	■■■■■	■■■■■	View Recent Transactions
Health Savings Acct Pay your bills	■■■■■	Checking	■■■■■	■■■■■	View Recent Transactions

** This balance may include overdraft or line of credit funds.

Transfer between Accounts

1
Go to www.bakerboyer.com
and log into Online Banking.



2
Click on the **Account Transfer** tab.

Account Transfer

Transfer Amount:

FROM Account:

TO Account:

Standard Payment
 Overpayment

3
Enter the amount you want transferred, choose the accounts you want to transfer funds from and to, then click the **Transfer Funds** option.

4
Verify your transfer and click the **Confirm Transfer** option.

5
Print a copy of the transaction for your records, or record the transaction details digitally!

Welcome

to a new way to bank!

For more information, contact us at:

(509) 525-2000 | (800) 234-7923
or email us at info@bakerboyer.com

MEMBER FDIC